

Syracuse Thunderbirds Aero Radio Society



Plane Propwash



November 2017

Charter 473

The Next General Meeting will be January 10th, at 7:00 at Walt's Hobby Town.

2018 Officers

[Ken Kadish, President](#)
[Paul Volcko, Vice President](#)
[Herb Moore, Treasurer](#)
[Jeff Wolsley, Secretary](#)
[Peter Seiffert, Safety Officer](#)

Directors:
Peter Seiffert, 2007-08
Herb Moore, 2014
Phil Morgan *2011-2013

Volunteer Staff:
[Jeff Wolsley, Propwash Editor](#)
[Michael Graham, SYG Administrator/Club Historian](#)
[Paul Volcko, Webmaster](#)
Ted Anderson, Field Committee
[Mike O'Neill, Facebook Admin](#)

The next STARS meeting will be at Walt's Hobby Town, January 10th, at 7:00. As a reminder, the meeting is always the second Wednesday of the month. The STARS monthly meeting will be held at Walt's Hobby Town until spring 2018.

2018 Is Here In Full Swing

I want to thank the membership for their votes of confidence in re-electing me 2018 President of STARS. I also want to congratulate Paul Volcko, Herb Moore, Jeff Wolsley and Peter Seiffert as they continue to serve as Vice-President, Treasurer, Secretary, and Safety Officer respectively.

The officers and directors rely upon each and every member's help in making STARS a first rate club, and I encourage all members to step forward to volunteer time and thoughtful and constructive insight. If you have an idea, concern, suggestion, or gripe, the officers and directors are here to listen.

Hopefully, everyone had a safe and enjoyable holiday season, and both members and their guests enjoyed the Christmas Party On December 1, 2017 and the first day of winter Fun Fly which was held on December 21, 2017.

There are a number of activities right around the corner which should keep us busy in the near future.

On January 19th, the 2018 STARS Auction will take place at Walt's 5:00 p.m. to 9:00 p.m., with bidding starting at 6:00 p.m. This is a good opportunity to unload items which you no longer need, while putting a little cash in your pocket and benefiting the Club.

On February 3, 2018, the 22nd Annual Model Aircraft Forum will take place at the Syracuse Academy of Science Charter School, 9:00 a.m. to 4:00 p.m.

The Annual STARS Snow Fly is scheduled for March 4, 2018. This is a great opportunity to get some fresh air, fly, cavort with members and friends, eat, and to wish me a happy birthday which occurs on March 3, 2018.

Speaking of eating, for 2018, once activities resume at the field, food and drink will be available for purchase on meeting nights, as well as at Fixed Wing Flight School, Big Bird, and Helicopter and Multi-Rotor nights.

Please remember that if you wish to fly inside during the winter, there are two local clubs which offer indoor flying for their members for nominal amounts. Central New York Indoor Flying Society is in the Cicero area, and Camillus Indoor Aviators are located in Elbridge.

Also, please remember that STARS dues are due not later than January 10, 2018 in order to avoid late charges.

The next STARS meeting will be on January 10, 2018 at 7:00 p.m. at Walt's, and I hope to see you all there. Besides upcoming planning, there will be a discussion regarding progress regarding a new shed.

Fly onward!

Ken

2018 STARS dues are due. Dues can be paid at the January monthly meeting. Dues can also be sent to the Treasurer at any time. (Herb Moore 645 Gilbert Mills Road Fulton, NY. 13069) After the January meeting, there is a \$10.00 per month late fee.

Secretary's Report: Jeff Wolsley

The November STARS regular meeting was called to order at 7:04. There were 15 Open Members, 3 Associate, 1 guest, and 0 youth member in attendance.

Secretary's Report:

The Secretary's Report from the October meeting was accepted as published in the October Propwash. Motion to accept by Peter Seiffert and 2nd by Lloyd Darrohn. Carried.

Treasurer's Report: Herb Moore

The treasurer reported that 2018 dues are starting to come in. There is a request for repairs to the weather station. There is an issue with billing from the port-a-potty vendor that is getting worked out. Food sales will be offered at official club events such as flight schools, big bird nights, etc. as a means of generating revenue to pay for the new shed. Motion by Lloyd Darrohn and 2nd by Mike Graham. Carried.

Committee Reports:

Field Committee: Lloyd Darrohn

Lloyd reported that the field remains above water, but just above water. Mowing is over for the season. The field equipment is put up for the season. Ted will evaluate the reels for sharpening.

Safety Report: Peter Seiffert

Peter reported the AMA is offering commercial drone insurance.

Flight School: Bob Rowe

Fixed Wing (Bob Rowe)- Fixed wing flight school is over for the 2017 season. See you in 2018.

Heli Night (Paul Volcko)- Heli night is officially over for 2017 now. See you 2018.

There was a clarification of the school night flying- On either fixed wing or heli nights, everyone is welcome to fly. Just be courteous to the flyers that are there for instruction, and be aware that the instructors may make requests to the non-student pilots to avoid a conflict.

STARS Web Site: Paul Volcko

The address is <http://www.amadistrictiistars.org>

Please view the field cam at:

<http://www.amadistrictiistars.org/cameras.php>

This is an infrared cam so you can see some activity at night.

Old Business:

Future Planning:

Driveway- Continues to be in good shape. The new box blade is working great.

Food Sales- Offered for official club events. More variety of products offered other than just hot dogs and hamburgers New Shed. See BOD Meeting Notes.

Big Bird Giant Scale:

The Big Bird night will return in 2018.

Control Line:

Mike O'Neil ó Please don't park on the control line circle.

Facebook:

The STARS now have a Facebook page. There are 118 members at this time. [Mike O'Neil](#) is the administrator.

New Business:

2018 Club Officers:

The open membership in attendance voted on the slate of officer candidates. The STARS Secretary cast the final vote certifying the election.

President- Ken Kadish
Treasurer- Herb Moore
Safety- Peter Seiffert

Vice President- Paul Volcko
Secretary- Jeff Wolsley

Motion to accept the officer slate as published in the Propwash made by Phil Morgan and 2nd by Bob Rowe. The Club Secretary cast the final vote certifying the slate for 2018.

President Ken Kadish was disappointed that there were no challengers to the returning slate of officers. He would like to see some of the younger members running for office. There are plenty of renewing Associate Members that should realize that it's cheaper to become a full member after three years. Please see an officer if you are interested in becoming a full member. Only full members have voting rights and can become an officer.

STARS Christmas Party:

The deadline to sign up for the Christmas Party is 11/22. The Christmas Party is 12/01. 6:00 for drinks and 7:00 for dinner. See the attached flyer. Please return the completed flyer along with your payment as soon as possible to Paul Volcko.

Walt's Secret Santa Sale:

STARS will have a booth at the SSS. The theme is War Bird. Set up will begin at 8:30am on 11/18. The event runs throughout the day. This is a good recruiting venue and to have people sign up for the 2018 flight schools.

Model Aircraft Forum:

The forum will be held February 3rd 2018. The planning committee is meeting on 11/17 at the CIA indoor flying event. Please contact [Peter Seiffert](#) or [Phil Morgan](#) if you have any ideas that you want to present. The swap shop at the event will be free.

STARS Auction:

STARS auction will be January 19th at Walt's. Set up starts at 5:00 and bidding starts at 6:00.

Guest Columnist:

If you wish to submit a column of your own, please submit it to the Secretary. All submittals are subject to review by the Officers prior to publishing.

Club Jacket Order:

Phil Morgan has put the jacket orders on hold temporarily due to a vendor issue.

Club Hat Order:

Bob Rowe mentioned that anyone interested in a new STARS Club Hat can pick one up at Papa's Sports (315-455-7272), 1926 Park Street (at Park and Hiawatha). Bob says they have the STARS club logo in their inventory. They have many different styles of hats. Just ask for the STARS logo on it.

New Members:

No new members.

Adjournment:

The November regular monthly meeting of the STARS was adjourned at 7:33pm.

Secretary, Jeff Wolsley

Board of Directors Meeting- Shed Planning

The board of directors met on Saturday, November 11, at the John Glenn Wegmans to discuss the pending shed replacement.

Besides the Board of Directors, Ted Anderson of the field committee and Ed Nans were present. Ed presented several shed ideas and quotes for each. There were different sizes and configurations for the shed presented. The group discussed each of the options, construction details, and pricing. Code requirements were also discussed. Ultimately, none of the designs presented met with all of the desired specifications. Ed was asked to get a final quote on the materials including the pad that was discussed.

Shed size- 16 x 24. Concrete slab/foundation. 2 x 4 walls on 16+centers. T111 siding. Roof trusses. Asphalt shingles on plywood decking. No man door or windows. Garage door with sufficient height and width to easily accommodate the large mower. Some built in benches and shelves. Electricity.

Shed location- The new shed will be located along the east border of the parking area, and behind the existing shed near the club house. The eve side of the shed and door will face the parking area.



Shed labor- All of the shed labor will come from the STARS membership. The slab/foundation is with labor. Desired construction beginning date is as soon as the weather breaks.

Shed financing- It was decided that shares will be offered to the entire club membership to fund the shed project. These shares will be specifically pegged to the shed as %SHED SHARES+and does not imply a field share. The shares will be sold starting immediately after the project is approved by the membership. The goal is to have all of the shares sold by the end of the February meeting. All shares will have the same value. The total number and cost of shares will be determined by the final quote for the shed.

Shed share repayment will be done the same way as the field shares were handled. There is no limit to how many shares an individual may buy. No money will be or can be spent on the project until the project has been approved and fully funded. No money will be spent without approval. Anyone buying anything for the project, either before the shed project has been approved or without approval, will not receive reimbursement, and will be considered a donation to the club.

The old shed- The old shed will be demolished and removed as soon as the new shed has been completed. It can not be burned per the burning ban enacted by the Town of Schroepfel.



Calendar of Events for December 2017 to May 2018 Events: *Editor's Note- Also watch your e-mail for sudden changes to events like cancellations or re-scheduling due to weather.*

November 18- Walt's Hobby Town Secret Santa Sale

December 1- STARS Christmas Party

December 21- STARS First Day of Winter Fly

January 19- STARS Auction at Walt's

February 3- Model Aircraft Forum

February 17- [RCCR](#) Swap meet, Mother of Sorrows Church Rochester

February 23-25- 2018 AMA Expo East

February 24- [Oneida Lake Flyers](#) Swap meet VFW Constantia

March 17- [Canandaigua Sky Chiefs](#) Swap meet Rhonda's Auction House Bloomfield

April 14- [Finger Lakes Air Pirates](#) Swap meet Seneca Falls.

April 17- STARS First night of HELI Flight School

April 19- STARS Flight School pre-flight checkout- STARS Field starts at 7:00

May 3- STARS First night of Fixed Wing Flight School

[Onondaga Model Aircraft Club](#)- Swap meet-date to be announced

The indoor flying schedule. Please watch this space for schedule changes as they may change.

[Camillus Indoor Aviators \(CIA\)](#) Indoor flying at First Baptist Church located at 1960 State Route 5 in Elbridge Tuesday and Friday 6:00 to 9:00 and the first Saturday of each month 4:00 to 9:00 (2.4GHz only)

[CNY Indoor Flying Society](#) Please visit the web page for details before attending. Sacred Heart Catholic Church on Route 11, Just South of Cicero, NY. Tuesdays and Thursdays 12:30-4:00. Saturdays 6:00-9:00.

[Walt's Hobby Town](#)- Indoor flying will be available at Walt's during normal business hours. Flying ends 1/2 hour before closing time. \$5.00 landing fee. Please contact Walt's Hobby Town for further details.

[MexAir R/C](#) Indoor flying starting October 14 thru April, Friday night from 6pm-9pm at the Mexico Elementary School located in Mexico, NY. There is a \$5 charge for any adults who wish to fly. Anyone ages 19 or below fly for free!!

STARS Flight Schools-

Flight schools are starting in April. See above for the dates.

Big Bird- The big bird flyers formal sessions will start in the spring. Watch for the date.

Please visit the [AMA District II](#) website or the Event Section in the back of Model Aviation for additional information on these and other events.





S.T.A.R.S.

Auction 2018



When?

Friday, 19 January 2018

5 PM to 9 PM

Bidding starts at 6:00 PM

Where?

Walt's HobbyTown

No Admission Fee!!

Only Modeling Aircraft and Related Items will be Auctioned

10 % Commission will be charged on all Sales

Sellers will not be permitted to bid on their own Equipment

A Minimum acceptable bid will be required on each item up for Bid

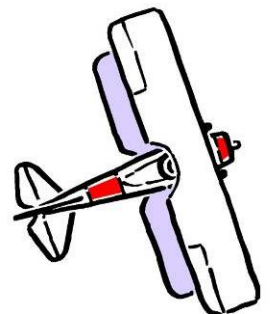
5:00 PM to 6:00 PM — Setup and Preview



Auctioneer: Phil Morgan

For more information, contact:

Phil Morgan: 315/457-3674





Aero Radio Club of Syracuse
Syracuse Thunderbirds Aero Radio Society
Central New York Indoor Flying Society
Camillus Indoor Aviators



Jointly Present the 22nd Annual

***MODEL AIRCRAFT FORUM
and Electric Fly-In
[Swap Shop, too!]***

**Saturday, February 03, 2018
9 AM to 4 PM
at**

Syracuse Academy of Science Charter School
1001 Park Avenue, Syracuse, New York, 4 blocks from Hiawatha Exit off 690 East

AMA Sanctioned! AMA membership required to fly!

ELECTRIC and RUBBER FLYING HELD IN 80' x 80' x 24' INDOOR GYM

AIRCRAFT STATIC DISPLAY - FPV Flying

Swap Shop (no commission)

**STARS/ARCS FLIGHT SCHOOLS and RC FLIGHT SIMULATORS
HOBBY VENDORS**



Concession Stand too!!

**Admission - \$5.00
Children 12 and under - free**



For more information, contact:

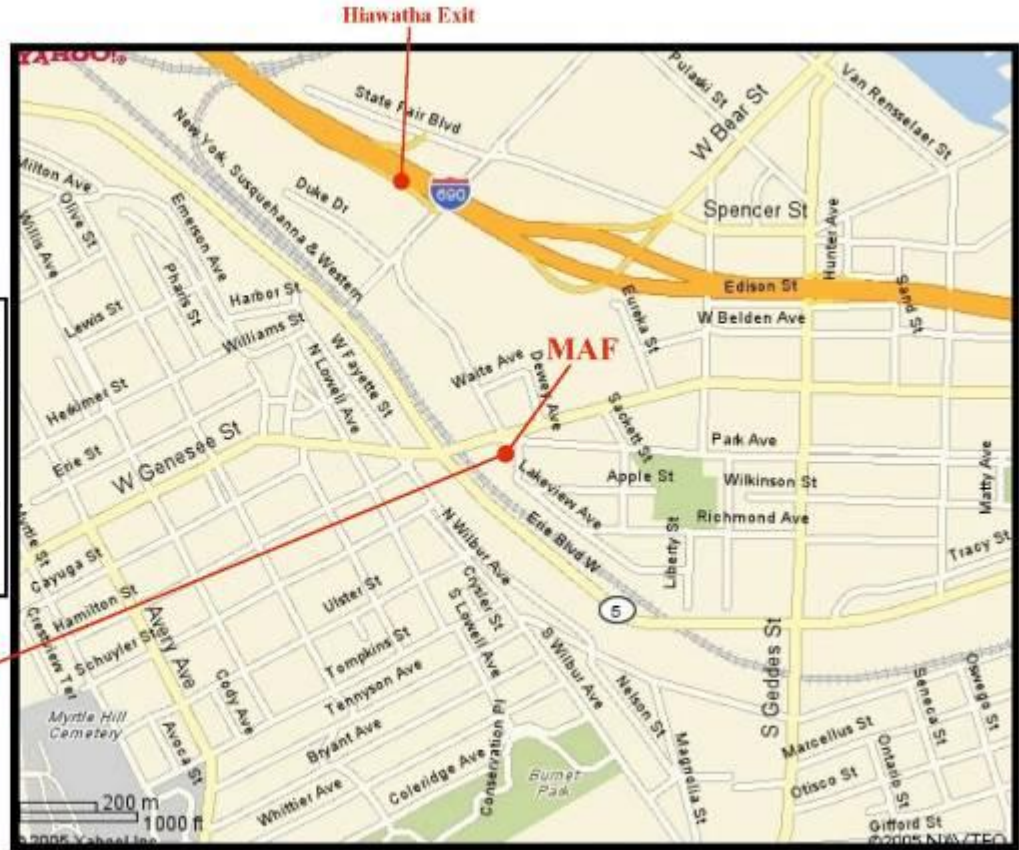
**Peter Seiffert at 315/635-6370 or Herb Ziegler at 315/857-6266
pseiffert2@gmail.com and herbz1957@yahoo.com**

Bring your Indoor Aircraft and Fly with Us

The location of the Syracuse Academy of Science is just off West Genesee Street.

Parking is off street and immediately outside the gymnasium on the school grounds.

$76^{\circ} 10' 51'' W, 43^{\circ} 03' 12'' N$



Plenty of room for flying your indoor models here!! Tables will be setup on the stage for working on models and charging them.

If you have models to display or a booth to set up, the room below the flying area can accommodate all your needs.

Concession stand will be open during the day for hot sandwiches and cold drinks.



FUN!

Oneida Lake Flyers

Radio Controlled Aircraft Club



SWAP MEET

10:00 AM – 1:00 PM

Saturday, February 24, 2018



VFW Post 7325
1560 Route 49
Constantia, NY

Admission - \$5.00 (buying or selling)
No reserved tables, first come, first serve
Open 10:00 AM to public

Auction at Noon

Info: Kevin Jones - kjhondarider@aol.com

(315) 623-7780

**R
A
F
F
L
E
S**

**F
O
O
D**



S.T.A.R.S.

Annual 2018 Snow Fly



When?

Sunday, 04 March 2018
11 AM to 4 PM

Where?

S.T.A.R.S. Field in Phoenix, NY
(See map on back)

❄️ **Admission: *NONE*** ❄️

Open Flying - fly when you are warm enough!
Heated, enclosed pavilion.
Power available for charging batteries.
Food & Beverages to be served all day.

Come and fly all day! ❄️

For more information, contact:
Ken Kadish, President: 315/449-3239



Sponsored by the Syracuse Thunderbirds Aero Radio Society, Inc.

S.T.A.R.S.

Flight Training Program

2018



When?

Every Thursday evening from 5:30 PM to Sunset
May 03, 2018 through September 06, 2018

Where?

At the S.T.A.R.S. field in Phoenix, New York
649 County Route 12, Pennellville, NY 13132
N43.23696, W76.24550

Who?

Anyone wanting to learn to fly powered R/C model airplanes!! You do not have to be a Club member and all lessons are free. Each student must furnish his/her own plane and radio equipment and also must hold a current membership in the Academy of Model Aeronautics aircraft association in order to fly.

PreFlight Workshop

Held at STARS Flying Field in Phoenix, NY
Thursday April 19, 2018 at 7 PM

Interested?

Contact:

SENIOR FLIGHT INSTRUCTOR: Bob Rowe (315/474-8428)

Syracuse Thunderbirds Aero Radio Society

Phoenix, NY

Charter 473



S.T.A.R.S. 2018 Helicopter & Multirotor Night

All skill levels welcome, but must be an AMA member to fly and provide your own outdoor capable Heli or Multirotor.

Build help and flight instruction available.

**Tuesday evenings - April 17 to October 09
5PM until Dusk**

Come out and join us for fun, food and good flying

IMAA Big Bird Safety Checklist

Balance

Is the longitudinal center of gravity (for and aft) within the range shown on the plans?

Is the model balanced laterally (side to side)?

Alignment

Are all the flying surfaces at the proper angle relative to each other?

Are there any twists in the wing?

Do the wings and removable tailplane seat properly on the fuselage every time?

Is the engine set at the proper thrust angle as shown on the plans?

Control Surfaces

Are all control surfaces securely attached? (i.e., hinges glued, pinned). Pull on each one to test.

Are the control horns secured to the model?

Control Linkages

Have all the linkages been checked to be sure they are secure?

Are the clevises closed? (Keepers or fuel tubing should be fitted to ensure they stay closed)

Engine / Motor Mount Security and Operation

Are all engine mount screws tight, including mount to bulkhead if applicable?

Are the propeller bolts and/or spinner tight? If a single nut, is there a safety nut as well?

Does the throttle work without binding?

Does the throttle trim tab shut down the engine?

Has the propeller been balanced and checked for damage?

Are the propeller tips painted a contrasting color? (while not essential it makes the propeller much easier to see)

Has the engine been thoroughly test run? (engine idle and throttle up properly)

Is the fuel tank installed correctly? (i.e., carburetor at the same height as fuel tank, fuel tank clunk in proper position and moving freely, fuel lines in good condition and connected to the engine correctly)

Radio Equipment

Are the receiver and the battery securely mounted and padded with foam to protect from vibration and shock?

Are all the electrical connectors secure?

Is the receiver antenna fully extended and in good condition?

Are the batteries charged and in good condition (check under load with a volt meter if unsure)?

Are all servo securely fastened to the rails or trays?

Are servo arms firmly attached with screw in place?

Are all push rods firmly secured in servo arms (again keepers or fuel tubing should be fitted)?

Are the control throws in the correct direction with proper amount of deflection (as per plan)?

Rudder & tail wheel: Left stick should move the rear of the rudder and tail wheel to the left.

Nose wheel: Left stick should move the front of the nose wheel to the left

Aileron: left stick should move left aileron up and right down.

Elevator: Pulling back on the stick should move the back of the elevator up.

Canard: Pulling back on the stick (elevator) should make the front of the canard move up

Throttle: With trim set fully forward, pushing the stick forward should open throttle fully. With trim set fully backward, pulling the stick back should fully close the throttle.

Has a full range check been performed? (see below)

Undercarriage (where fitted)

Is the undercarriage firmly attached to airframe and the wheels securely retained?

Does aircraft taxi in a straight line?

General

Is the covering tight with no visible signs of damage?

Are the retaining bolts in place and secure?

Are all hatches, cowls and canopies secure?

Are all components structurally sound?

Is your name and contact details marked on the model somewhere easily visible? (in case it's lost)

Range Checking the radio

Verify frequency is available and mark it as yours if necessary.

Turn on transmitter check the correct model is selected (if applicable) and then turn on the receiver.

Important: make sure the transmitter aerial is down fully.

Ask someone to help and walk away from the model until signs of loss of control is apparent. If electric powered ensure that the range is not worse with the motor running.

Before EVERY flight:

Check the receiver battery pack to ensure enough charge for the flight intended.

Check for damage and the control throw direction of all surfaces.

Advertisements:



Store Hours:

Monday/Friday: 9:00am-9:00pm -- Tuesday/Wednesday/Thursday: 9:00am-6:00pm -- Saturday: 10:00am-5:00pm -- Sunday: 11:00am-5:00pm

Phone Number:

(315) 453-2291

waltshobby.com



Open 10-7 Tuesday thru Sunday.

315-532-6826

www.mexairrc.com

www.facebook.com/mexairrc

**Winner of AMA 2015 Hobby Shop Award
for signing up new AMA members.**

FOR SALE:

From STARS Carl Moore-

2.4 Futaba 7C Transmitter With charger, book, two R617fS receivers \$95.00

2.4 Spektrum DX 7 Transmitter With charger and book No Receivers \$60.00

Transmitter Case, hard side \$ 15.00

Carl Moore 315- 668- 1684

Please contact the Secretary if you have any RC related items you want to post in the classified ads.

Please visit the Southern Tier RC Swap Shop. Dan Luchaco has included me in his mailing list. This is the current edition. All contact information is included with the ads.

January 4th
2018.pdf

Hobby Warranty
Contact List 2016.xls

If you want to list modeling items for sale, R/C services offered, or a really neat R/C web site, this would be a good spot. Free for members. Send your advertisement by e-mail to jwolsley@verizon.net. Please put STARS ADVERTISEMENT in the subject line.

Links-

New website to check out- <http://www.flyboyzblog.com/>

This site has articles pertaining to both full scale and model aircraft. Check it out.

Howard Blair found an interesting video from YouTube on micro flight

<http://www.youtube.com/watch?v=fuoFA2fKjEo&feature=fvst>

Tom Catalino pointed out this site. An excellent site for Lipo battery info-

<http://sites.google.com/site/tjnguytech/charging-how-tos/balance-connectors>

Peter Seiffert sent along the following web site- www.servodatabase.com/servos/all

Mike Graham has a torque conversion chart-



Servo Torque
Conversion Chart.pdf

Arming Switch Information-

AMP- Arming The Big Boys, by Greg Covey November 2007

http://www.rcuniverse.com/magazine/article_display.cfm?article_id=950

RunRyder- How To Make A Spark Arrestor for an ESC by Lucien Miller

<http://www.helifreak.com/archive/index.php/t-289393.html> look down to the post from gbidwell from 4-24-2011 0601am. That's the exact article that I have from RunRyder.

Note- Many of the newer ESCs have a built in spark arrestor. If you still see and hear the spark, this is a good idea to save the plugs.

The Link for the AMA is:

<http://www.modelaircraft.org/>

The link for the AMA DII Calendar is:

<http://www.amadistrictii.org>

The link for the club yahoo users group is:

http://groups.yahoo.com/grjwoup/stars_club_members/ (Don't forget to sign in)

The link for the STARS club home page at DII is

<http://www.amadistrictiistars.org/>

The link for the STARS club web cam is:

<http://www.amadistrictiistars.org/scam.html>

The Propwash News Letter is also available at YAHOO GROUPS. The current news letter and previous years/months are viewable and printable from there.

Please contact Mike Graham tanjmg82@aol.com to join the STARS Yahoo group. Send Mike an email asking to join from your preferred email account. Mike will then reply with an invite to join the group. The invitation contains the links and instructions necessary to join.

These are pictures from Walt's Secret Santa Sale on November 18, 2017. (All pictures courtesy of Mike Graham)

















Thank you Walt and Bruce!



STARS Field Satellite photo



HOW DO I LEARN MORE?

Get ready to get schooled.

AMA Flight School is a free educational resource for anyone interested in unmanned aircraft systems (UAS) operation and model flying.

Designed to answer the question, "How do I...?", AMA Flight School provides information about topics such as:

- Battery and operational safety
- Building your own multicopter aircraft
- Travelling with your aircraft and batteries
- Participating in the Search and Rescue challenge with UAS4STEM.

Learn more at (www.uas4stem.org).

There's a great pilot in you.
Go find it!

www.amaflightschool.org



Welcome to the club.

The Academy of Model Aeronautics (AMA) is the largest model aviation organization in the world. At 175,000 members strong, we're standing behind you to give you the support and guidance you need to be successful and, most importantly, have a great time.

AMA members enjoy a suite of great benefits tailored to model pilots such as:

- Liability insurance
- Subscription to *Model Aviation* magazine
- Competition privileges
- Education and youth scholarships
- Flying site assistance

For more information, visit www.ModelAircraft.org.

THE MOST FUN YOU CAN HAVE (WITHOUT A LICENSE).

Flying is just for fun.

Currently, no individual or government agency may operate an unmanned aircraft system (UAS), commonly called a drone, in a commercial or public capacity without a Certificate of Authorization from the FAA.

Common examples of prohibited use include, but are not limited to:

- Real estate & wedding photography
- Inspection or surveying services
- Film or television production
- Search and rescue operations

Interested in commercial or public use flying?

There are options available to you through the Federal Aviation Administration (FAA).



For more information, visit www.KnowBeforeYouFly.org.



WE'RE YOUR GUIDE TO RESPONSIBLE FLYING.

Flying guidance provided by the Academy of Model Aeronautics, the world's largest model aviation organization.

KNOW FLY Here's what you need to know.

Learn more at www.amaflightschool.org

1

law Obey local ordinances.

Some municipalities prohibit the operation of unmanned aircraft systems (UAS) in public spaces such as parks and school grounds.

Even if nothing is posted, it's good to check with local authorities before you fly in public spaces.



2

limits Fly within guidelines.

These include rules set forth by federal law and guidelines recommended by the Academy of Model Aeronautics (AMA).

- Do not fly above 400 feet.
- Do not fly anything heavier than 55 lbs.
- Do not fly beyond your line of sight.
- Do not fly in high winds or reduced visibility.
- Do not fly under the influence.
- Do not fly within 25 feet of bystanders.

3

surroundings Know the conditions.

Don't fly your UAS or model aircraft near bystanders or during emergency situations such as a wildfire, medical evacuation or search-and-rescue operation unless authorized by the proper authorities.

Watch for and avoid potential hazards in your environment such as:

- Manned aircraft
- Unprotected people
- Moving vehicles
- Roadways
- Private property
- Infrastructure
- Deteriorating weather



4

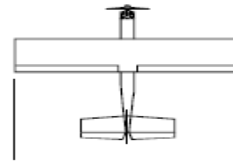
airspace Share the sky.

The Federal Aviation Administration (FAA) expects all unmanned aircraft systems (UAS) operators to:

- See and avoid manned aircraft
- Be aware of Temporary Flight Restrictions (TFRs) that affect the operation of UAS or remote controlled aircraft.
- Never fly within 5 miles of an airport without contacting airport authorities.



S.T.A.R.S. Field Rules



1. General:

- A. License: All pilots, students, and flying guests *must* have a current membership in a nationally recognized model aircraft association in order to fly. Those pilots participating in the Park Pilot Membership Program must fly models that weigh two pounds or less and be incapable of reaching speeds greater than 60 mph. They must be electric or rubber powered, or of any similar *quiet* means of propulsion.
- B. Spectators: Only those people essential to flight operations will be permitted in the pit area; all others will remain on the spectator side of the fence.
- C. Impound: All pilots, students, and flying guests must place their transmitter(s) in the impound area immediately upon arriving at the field.
- D. Vehicles: Vehicles will not be permitted *on* the flying field.
- E. Crash Debris: Pilots must retrieve all pieces of their aircraft after a crash. Particularly, attention must be made to obtaining all pieces of aircraft that land in the neighboring fields under cultivation.
- F. Trash: All members will take home their own trash.
- G. Alcoholic Beverages: Members will not consume alcoholic beverages prior to, nor during, participation in any *modeling* operations.
- H. Smoking: Smoking will not be permitted in the pit area or on the flight line.
- I. Mowing: Flying on the field will not be permitted if the field is being mowed or maintained.

2. Transmitters:

- A. Frequency Control (*For non 2.4 GHz transmitters only*): All members, students, and guests *must make use of the field frequency control system*. Each pilot will obtain the correct frequency flag (or pin) from the impound board and attach it to his/her transmitter before attempting to fly.
- B. Range Checks: Each pilot will conduct a successful radio equipment ground range check before flying a new or repaired aircraft and prior to each flying session.

3. Engines:

- A. All internal combustion engines run at the field will have a silencer (except for small displacements of .09 cubic inches or less).
- B. When running an engine in the pits, keep neighboring personnel behind the prop arc.

4. Flying:

- A. Boundaries: Flying over the pit area or the spectator side of the fence is prohibited, unless beyond the control of the pilot(s).
- B. Taxing: Taxing is prohibited in the pit area!
- C. Flying:
 - (1). Pilots will initiate their first turn after takeoff away from the pit and spectator areas.
 - (2). Engines will not be started before 9 AM Monday through Saturday and 11 AM on Sunday (**electrics may start at 10 AM**), unless approved by the Event Director.
 - (3). No more than three aircraft will be permitted in the air at one time.
 - (4). All flying will be conducted from the designated flight boxes.
 - (5). Hand launching of aircraft is prohibited from the pits.
 - (6). Flight operations will cease during electrical storms.

5. Guests:

- A. All guests must have a current membership in a nationally recognized model aircraft association in order to fly.

- B. Guests may fly at the field only with the approval of a member in good standing and only as long as a sponsoring member *remains at the field*. Guests will not fly unattended.
- C. A local guest will be allowed to fly at the field on three (3) separate occasions and then will be asked to join the Club.
- D. An out-of-town guest may make arrangements with the Club to fly at the field while visiting the area. The Club Officers and the Safety Officer will handle each out-of-town visitor on a case-by-case basis.
- E. *All guests are required to extend every courtesy to current members sharing the same flying frequency*. But when there is a conflict over who shall fly, the Club member will have the first option to fly. Both the guest and the members should use common sense while sharing the flight line or using the same radio frequencies.

6. RC Aircraft Utilizing "First Person View" Systems (AMA Document 550):

A. GENERAL:

- (1). FPV flying of radio control model aircraft by AMA members is allowed only for noncommercial purposes as a hobby/recreational and/or competition activity.
- (2). All FPV flights must be conducted in accordance with AMA's current National Model Aircraft Safety Code and any additional rules specific to the flying site/location.

B. OPERATIONS – REQUIREMENTS - LIMITATIONS:

- (1). **AMA FPV novice pilots undergoing training with an experienced AMA FPV pilot should use a buddy-box system if practicing at a low altitude (below 100 feet) or practice at a safer, higher, altitude when no buddy-box system is an option.**
- (2). All FPV flights require an AMA FPV pilot to have an AMA FPV spotter next to him/her maintaining VLOS with the FPV aircraft throughout its flight.
- (3). The FPV pilot must brief the FPV spotter on the FPV spotter's duties, communications and hand-over control procedures before FPV flight.
- (4). The AMA FPV spotter must communicate with the FPV pilot to ensure the FPV aircraft remains within VLOS, warning the FPV pilot of approaching aircraft, and when avoidance techniques are necessary.
- (5). The FPV spotter may at any time during an FPV flight acquire the transmitter from the FPV pilot and assume VLOS control of the aircraft.
- (6). If the FPV pilot experiences a problem due to a loss of video link, orientation, or is unable to safely fly, he/she must abandon FPV mode and fly VLOS or pass the RC transmitter to the FPV spotter to assume VLOS control of the aircraft.
- (7). Before initial FPV flight and after any flight system changes or repairs, FPV model aircraft must be test flown by conventional VLOS to determine that flight systems are working properly.
- (8). FPV model aircraft must use frequencies approved by the FCC for both the RC system and the wireless video system. Pilots must meet applicable FCC licensing requirements if they choose to operate the RC flight control system or the wireless video system on Amateur Band frequencies.

C. RANGE – ALTITUDE – WEIGHT – SPEED:

- (1). One of the requirements in Federal Law (Public Law 112-95 Sec 336 (c) (2) February 14, 2012) for model aircraft to be excluded from FAA regulations is that model aircraft be flown within VLOS of the operator.
- (2). Model aircraft flown using FPV must remain at or below 400 feet AGL when within 3 miles of an airport as specified in the AMA Safety Code.
- (3). Model aircraft flown FPV are limited to a weight (including fuel, batteries, and onboard FPV equipment) of **55 lbs.** and a speed of **100 mph**.

STARS

Field Protocol

Dedicated to responsible
RC fun with safety by
choice, not chance.

5

1. General:

- A. Civil and courteous behavior is required at the field at all times.
- B. Safety is paramount and everyone's business. Use common sense in all matters.
- C. It is strongly recommended that you do not fly alone.
- D. Learn where the First Aid station is located and inform the Field Committee if material has been issued from it.
- E. When opening or closing combination locks, *always* set the wheels to 0000.
- F. Last member out must close and lock the refrigerators, pavilion, and main gate.
- G. Cell phones are not to be used on the flight line or in the pavilion near the transmitters.

2. Engine Courtesy:

- A. Long term tuning and initial break-in should be conducted away from the pits and spectators (usually at the engine break-in stand).
- B. Do not direct prop wash at other modelers, their aircraft, equipment, or bystanders behind the pit fence. Kindly inform those bystanders near the fence that you intend to start an engine before you do so.

2. Flying Courtesy:

- A. Any person wishing to enter an active flying field or runway to cross same or to retrieve an aircraft, must loudly announce their intention to all fliers on the flight line.
- B. A "landing" aircraft has the right of way over an aircraft "taking-off".
- C. A "dead stick" aircraft has the right of way over all others.
- D. All take-off and landing attempts must be announced to other pilots on the flight line. Take-offs are normally announced by saying "taking off", and landings are announced by saying "landing" or coming in". Dead stick landings are announced clearly to all pilots in the pits and on the flight line by saying "dead stick".
- E. A pilot having difficulty in controlling his/her aircraft must announce to all in the pits and on the flight line that he/she is experiencing radio or mechanical problems. Pilots on the ground preparing to fly will turn off their transmitters and wait for the problem to be resolved before continuing to fly. Fliers in the air will stay clear of the aircraft in distress and will land, if possible, as long as it does not contribute to the crisis. All personnel near the pit area must be alerted to the situation.
- F. If a crash occurs on the field or in the pits, all flying will stop until the accident has been investigated and the debris has been cleared from the field.
- G. Normal flight duration is 10 minutes. Obviously, flight time may be extended if there are no other pilots waiting to fly or waiting for a particular radio channel.
- H. When you have finished flying, please return your transmitter to the impound.

3. Good Earth Policy:

- A. Place recyclables in the appropriate container in the pavilion.
- B. Turn off all pavilion lights when departing the field for the night.
- C. The field does not have a trash removal service. If you carry anything to the field, carry it back out.
- D. If a pilot or guest brings a pet to the field, he/she will be responsible for supervising the animal's conduct while at the field. Please observe all appropriate Field Rules.
- E. If you smoke, please place all cigarette butts in the butt cans in the field.
- F. Do not throw cans or bottles or any other trash in the outhouse pits.
- G. DO NOT DRINK THE WELL WATER. Well water is to be used for washing only.

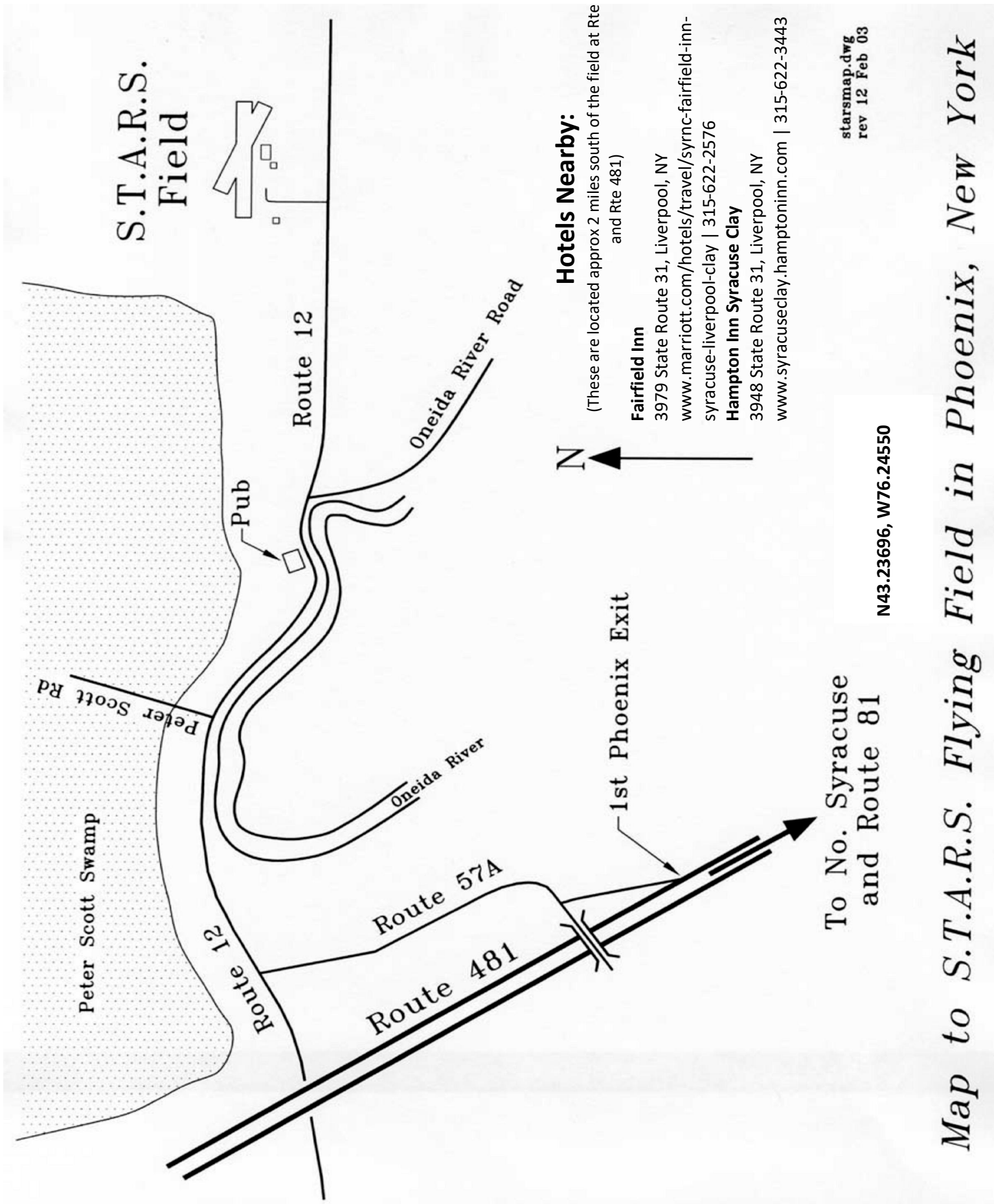
4. Replacement Courtesy:

- A. Where an individual's plane or property is damaged by the actions of another individual, it will be the responsibility of the two parties to resolve the situation in an appropriate manner.

STARS POLICY REGARDING PHOTOGRAPHY

- STARS is a membership organization organized under the laws of the State of New York.
- The STARS flying field, located in Phoenix, New York, is owned by STARS, and as such, is privately owned property.
- The purpose of this policy is to limit and restrict the reproduction of images, in any form, of the STARS property and the activities which occur thereon.
- While the STARS property is privately owned, members, guests, and the general public are welcome at the field during published field hours of operation. Members, guests and the public must adhere to all rules imposed by STARS regarding entry upon and/or the use of STARS property, including the STARS policy on photography.
- The reproduction of images of the STARS field or the activities thereon, in any form, is a privilege and not a right.
- Except as provided below, the reproduction of images of the STARS field or activities thereon in any form, including, but not limited to film and digital still photography, and video photography in either film or digital form, is strictly forbidden.
- Violation of this policy will result in immediate expulsion of the violator from the STARS premises, and may subject the violator to criminal and/or civil sanctions and penalties.
- Members in good standing of STARS shall be exempt from the above requirements so long as any images or video produced of the STARS premises or the activities thereon are for personal and non-commercial use.
- Guests and the general public may be permitted to photograph or video the STARS property and activities thereon, but only for personal and non-commercial use, and only with the prior written consent of the Club's executive board.

Map to the STARS



S.T.A.R.S.
Field

Route 12

Oneida River Road

Pub

N

Hotels Nearby:

(These are located approx 2 miles south of the field at Rte 31 and Rte 481)

Fairfield Inn

3979 State Route 31, Liverpool, NY

www.marriott.com/hotels/travel/syrnc-fairfield-inn-syracuse-liverpool-clay | 315-622-2576

Hampton Inn Syracuse Clay

3948 State Route 31, Liverpool, NY

www.syracuseclay.hamptoninn.com | 315-622-3443

To No. Syracuse
and Route 81

N43.23696, W76.24550

starsmap.dwg
rev 12 Feb 03

Map to S.T.A.R.S. Flying Field in Phoenix, New York



Est. 1965

Syracuse Thunderbirds Aero Radio Society

Online at: <http://www.amadistrictiistars.org>



Charter 473

Membership Application Form

Date: _____

Membership: Open (\$160 share+\$60 dues) Extra Family member (\$30.00)
 Associate (\$75.00) Youth (< AMA age 19 - \$0.00)
 Park Pilot - Associate (\$75.00) Park Pilot - Youth (< AMA age 19 - \$0.00)

Name: _____

Address: _____

Phone (for roster): _____

AMA: _____ DOB: _____

STARS Member(s) Contacted: _____

Primary Interests (Sport, Scale, Pattern, Fun Fly, etc.): _____

Email Address (for newsletter and notices): _____

Emergency Contact Name: _____ Phone: _____

<p>You must be a current member of the Academy of Model Aeronautics (AMA) in order to join the STARS. Please show your AMA card to the Officer given this application or include a photocopy of the application for the license.</p>
--

"I have read and agree to abide by the STARS Field Safety Rules." (on back)

Submit this form to a Club Officer

Rev 16aug17